



4WMMU

60 Hz



**4" WATER COOLED
SUBMERSIBLE MOTORS, CANNED TYPE**



Made in Italy

TECHNICAL SPECIFICATIONS

MOTORS WITH AIRTIGHT SEALED AND RESIN ENCAPSULATED STATOR

MOTOR/PUMP FLANGE
4" NEMA STANDARD

POWERS
Single-phase: from 1/2 to 5 Hp
Three-phase: from 1/2 to 10 Hp

VOLTAGE
Single-phase: 3-wire 115;230 V / 60 Hz
Three-phase: 3-wire 230;460 V / 60 Hz

THRUST LOAD
From 1/2 to 3/4 Hp: 2000 N - 450 lbf
From 1 to 3 Hp: 3000 N - 700 lbf
From 5 to 10 Hp: 6500 N - 1500 lbf

CONSTRUCTION FEATURES

PARTS IN CONTACT WITH WATER all made in AISI 304 stainless steel which ensures resistance to corrosion even in the most extreme conditions of use. External sleeve made in AISI 304L (Low Carbon) for even greater resistance to corrosion.

STATOR with 24 slots, specifically developed to achieve maximum electrical performance. Airtight sealed and resin encapsulated. A solution which ensures excellent heat exchange and extremely high mechanical resistance with high pressure, something typical of very deep immersions.

REMOVABLE POWER CABLE-CONNECTOR to ensure a perfect sealing, also in the most critical conditions, and to aid maintenance operations.

FILLING LIQUID composed of a mixture of water and propylene glycol (special antifreeze liquid) to ensure adequate lubrication of the thrust bearing system together with the ability to lower the freezing point when stored in very cold places.

RESTORE LIQUID VALVE which allows water in to restore internal level.

SHAFT made in carbon-steel alloys in the rotor area, to foster electrical features. AISI 304 stainless steel projection. DUPLEX, a special type of stainless steel, replaces AISI 304 in motors bigger than 3 Hp. This steel combines excellent resistance to corrosion and high mechanical resistance, which is necessary where starting torque becomes really important.



THRUST BEARING SYSTEM Kingsbury-type with stainless steel thrust bearing runners oscillating on a self-aligning system. A specific runner lapping process makes this system extremely reliable and efficient.

100% TESTED, all motors are tested at the end of the line. Seal and electrical checks are carried out on all motors.

VERSIONS UPON REQUEST

Different thrust load
Different voltage

OPERATING LIMITS

DEGREE OF PROTECTION
IP 68

INSULATION CLASS
F

VOLTAGE TOLERANCE
-10% / +10%

PUMPED LIQUID TEMPERATURE
0°C - 35°C / 32°F - 95°F

MIN. COOLING FLOW
0,1 m/s - 0.33 ft/sec

MAX. STARTS / HOUR
30

MOUNTING
Vertical and/or horizontal

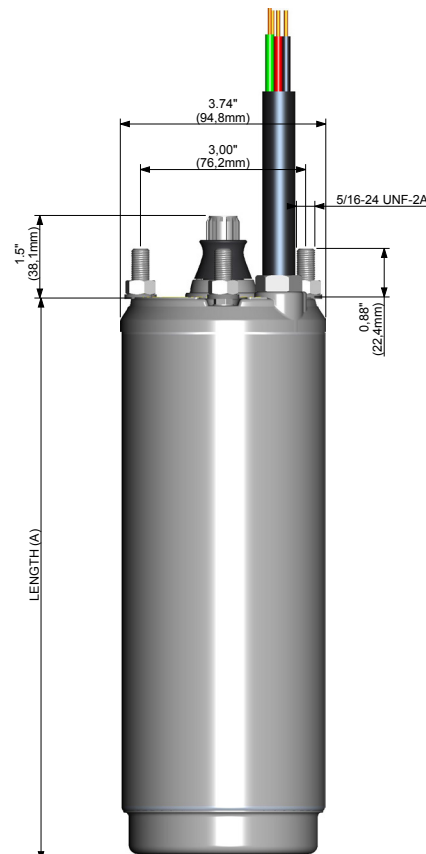
MAX. IMMERSION DEPTH
300 m - 984.25 ft

SINGLE-PHASE VERSION
3-wire CSIR from 1/2 to 1 Hp
3-wire CSCR from 1.5 to 5 Hp

ACCESSORIES

Different cable lengths
Capacitors
Control panels CU-BOX
Lightning arrestor

DIMENSIONS



ELECTRICAL DATA 4WMU - 60Hz

Type	P ₂ [Hp]	P ₂ [kW]	Voltage [V]	S.F.	Ph	FULL LOAD AMPS	FULL S.F. AMPS	rpm	η [%]	Capacitor [μF]		Thrust Load		Length A		Weight		Cable Length		Cable Section [AWG]	
						I _n [A]	I _{MAX} [A]			C _{run}	C _{start}	[lbf]	[N]	[mm]	[in]	[kg]	[lb]	[m]	[ft]		
Single-phase 3-wire CSIR																					
4WMU-S050	1/2	0.37	115	1.6	1	11.3	14.6	3450	54	-	250-300	450	2000	280	11.0	8.4	18.5	1.7	5 1/2	4 x 14	
4WMU-S050	1/2	0.37	230	1.6	1	5.3	6.8	3450	54	-	59-71	450	2000	280	11.0	8.4	18.5	1.7	5 1/2	4 x 14	
4WMU-S075	3/4	0.55	115	1.5	1	14.6	18.2	3450	60	-	250-300	450	2000	306	12.0	9.2	20.3	1.7	5 1/2	4 x 14	
4WMU-S075	3/4	0.55	230	1.5	1	7.1	9	3450	60	-	86-103	450	2000	306	12.0	9.2	20.3	1.7	5 1/2	4 x 14	
4WMU-S100	1	0.75	230	1.4	1	8.6	11.1	3450	61	-	105-126	700	3000	326	12.8	9.8	21.6	1.7	5 1/2	4 x 14	
Single-phase 3-wire CSCR																					
4WMU-S150	1.5	1.1	230	1.3	1	9.7	11.4	3450	67	16	105-126	700	3000	371	14.6	11.1	24.5	1.7	5 1/2	4 x 14	
4WMU-S200	2	1.5	230	1.25	1	10.6	12.7	3450	68	20	105-126	700	3000	386	15.2	11.6	25.6	1.7	5 1/2	4 x 14	
4WMU-S300	3	2.2	230	1.15	1	14.1	16.1	3450	69	45	208-250	700	3000	441	17.4	13.3	29.3	1.7	5 1/2	4 x 14	
4WMU-S500	5	3.7	230	1.15	1	25.4	27.8	3450	72	80	270-324	1500	6500	654	25.7	27.8	61.3	2.7	8 3/4	4 x 14	
Three-phase 3-wire																					
4WMU-T050	1/2	0.37	230	1.6	3	3.2	3.7	3450	61	-	-	450	2000	260	10.2	7.8	17.2	1.7	5 1/2	4 x 14	
4WMU-T050	1/2	0.37	460	1.6	3	1.6	1.9	3450	61	-	-	450	2000	260	10.2	7.8	17.2	1.7	5 1/2	4 x 14	
4WMU-T075	3/4	0.55	230	1.5	3	4.3	4.7	3450	68	-	-	450	2000	280	11.0	8.4	18.5	1.7	5 1/2	4 x 14	
4WMU-T075	3/4	0.55	460	1.5	3	2.2	2.4	3450	68	-	-	450	2000	280	11.0	8.4	18.5	1.7	5 1/2	4 x 14	
4WMU-T100	1	0.75	230	1.4	3	5.3	5.8	3450	71	-	-	700	3000	306	12.0	9.2	20.3	1.7	5 1/2	4 x 14	
4WMU-T100	1	0.75	460	1.4	3	2.7	2.9	3450	71	-	-	700	3000	306	12.0	9.2	20.3	1.7	5 1/2	4 x 14	
4WMU-T150	1.5	1.1	230	1.3	3	5.7	6.4	3450	78	-	-	700	3000	326	12.8	9.8	21.6	1.7	5 1/2	4 x 14	
4WMU-T150	1.5	1.1	460	1.3	3	2.9	3.2	3450	78	-	-	700	3000	326	12.8	9.8	21.6	1.7	5 1/2	4 x 14	
4WMU-T200	2	1.5	230	1.25	3	7.6	8.5	3450	78	-	-	700	3000	351	13.8	10.5	23.1	1.7	5 1/2	4 x 14	
4WMU-T200	2	1.5	460	1.25	3	3.8	4.3	3450	78	-	-	700	3000	351	13.8	10.5	23.1	1.7	5 1/2	4 x 14	
4WMU-T300	3	2.2	230	1.15	3	10.7	11.6	3450	82	-	-	700	3000	386	15.2	11.6	25.6	1.7	5 1/2	4 x 14	
4WMU-T300	3	2.2	460	1.15	3	5.4	5.8	3450	82	-	-	700	3000	386	15.2	11.6	25.6	1.7	5 1/2	4 x 14	
4WMU-T500	5	3.7	230	1.15	3	16.4	18.1	3450	76	-	-	1500	6500	544	21.4	23.2	51.1	2.7	8 3/4	4 x 14	
4WMU-T500	5	3.7	460	1.15	3	8.2	9.1	3450	76	-	-	1500	6500	544	21.4	23.2	51.1	2.7	8 3/4	4 x 14	
4WMU-T550	5.5	4	230	1.15	3	17.2	18.9	3450	78	-	-	1500	6500	544	21.4	23.2	51.1	2.7	8 3/4	4 x 14	
4WMU-T550	5.5	4	460	1.15	3	8.6	9.5	3450	78	-	-	1500	6500	544	21.4	23.2	51.1	2.7	8 3/4	4 x 14	
4WMU-T750	7.5	5.5	230	1.15	3	23.6	25.8	3450	79	-	-	1500	6500	654	25.7	27.8	61.3	2.7	8 3/4	4 x 14	
4WMU-T750	7.5	5.5	460	1.15	3	11.8	12.9	3450	79	-	-	1500	6500	654	25.7	27.8	61.3	2.7	8 3/4	4 x 14	
4WMU-T1000	10	7.5	460	1.15	3	15.2	16.4	3450	80	-	-	1500	6500	764	30.1	32.5	71.6	2.7	8 3/4	4 x 14	



PM S.r.l.

Via A. Volta, 8
36040 Brendola (VI) - Italy
T. +39 0444 673043
F. +39 0444 677273
info@pmtechnology.eu
www.pmtechnology.eu



ISO 9001:2015 Certified Company

© COPYRIGHT PM S.r.l.

All rights reserved.
All information shown in this catalogue are purely indicative;
PM S.r.l. reserves the right to make any necessary variation without prior
notice.

EDIT: BROCHURE 4WMU EN/MAR/2023